


# USER MANUAL

## Apply for Center Registration (For Rejected Applications)

If the application for registration of any Genetic Clinic/Laboratory/Centre has been rejected by any appropriate authority. No fee will be required to be paid by the applicant for resubmission of the application for the same center within 90 days of rejection.



For



Department of Medical Health & Family Welfare,  
Government of Uttar Pradesh

Prepared By



MARGSOFT Technologies Pvt. Ltd.  
[www.margsoft.com](http://www.margsoft.com)

# TABLE OF CONTENT

Purpose of This Document.....	3
Intended Audience .....	3
Document Control .....	4
About Pre-Conception & Pre-Natal Diagnostic Techniques.....	5
Overview .....	6
Apply for Center Registration .....	8
For Rejected Applications.....	8

## Purpose of This Document



This user manual aims to familiarize you with the functional processes of the Pre-Conception and Pre-Natal Diagnostic Techniques. It will also explain all the information & the functional aspects related to the application.

## Intended Audience

The document is intended for Department of Medical Health & Family Welfare, Government of Uttar Pradesh who are well familiar with the organizational processes. It will enable you to understand the behavioral details of the application in all aspect.

## Document Control

MARGSOFT Technologies (P) Ltd. presents this User Manual for Pre-Conception and Pre-Natal Diagnostic Techniques for Department of Medical Health & Family Welfare, Government of Uttar Pradesh.

### DOCUMENT INFORMATION

<b>Document Type</b>	<b>User Manual</b>
<b>Document Name</b>	Pre-Conception and Pre-Natal Diagnostic Techniques
<b>Document Author</b>	Govind Singh
<b>Author's E-Mail</b>	<a href="mailto:govind.singh@margsoft.com">govind.singh@margsoft.com</a>
<b>Author's Contact</b>	

### VERSION CONTROL

<b>Version</b>	1.0	<b>Date</b>	March 2 <sup>nd</sup> , 2022
----------------	-----	-------------	------------------------------

### COMPANY INFORMATION

<b>Department</b>	<b>Executing Body</b>
<b>Department of Medical Health &amp; Family Welfare,</b> Vidhan Sabha Marg, Lucknow, UP - 226001	<b>MARGSOFT Technologies (P) Ltd.</b> 17/1A, Madan Mohan Malviya Marg, Lucknow-226001, UP, India

## About Pre-Conception & Pre-Natal Diagnostic Techniques



An Act to provide for the prohibition of sex selection, before or after conception, and for regulation of pre-natal diagnostic techniques for the purposes of detecting genetic abnormalities or metabolic disorders or chromosomal abnormalities or certain congenital malformations or sex-linked disorders and for the prevention of their misuse for sex determination leading to female feticide; and, for matters connected therewith or incidental thereto.

**Department of Medical Health & Family Welfare,  
Government OF Uttar Pradesh**

Vidhan Sabha Marg, Lucknow, UP - 226001

## Overview



PCPNDT (Pre-Conception & Pre-Natal Diagnostic Techniques) is an act to provide for the prohibition of sex selection, before or after conception, and for regulation of pre-natal diagnostic techniques for the purposes of detecting abnormalities or metabolic disorders or chromosomal abnormalities or certain congenital malformations or sex-linked disorders and for the prevention of their misuse for sex determination leading to female feticide and for matters connected therewith or incidental thereto.”

During the course of the implementation of the PCPNDT (Pre-Conception & Pre-Natal Diagnostic Techniques) Act, certain inadequacies and practical difficulties in the administration of the Act came to the notice of the Government. At the same time techniques have been developed to select the sex of the child before conception which may further the declining sex ratio. These developments were also taken note of by the Supreme Court in its various orders in CEHAT & Ors. V. UOI & Ors which is pending before the Court and the Court had also observed that amendments to the PNDT Act are necessary. After detailed deliberations, the PNDT Act has been amended with the amended Act has come into force with effect from January 2003. The main purpose has been to ban the use of sex-selection techniques before or after conception as well as the misuse of pre-natal diagnostic techniques for sex-selective abortions and to regulate such techniques.

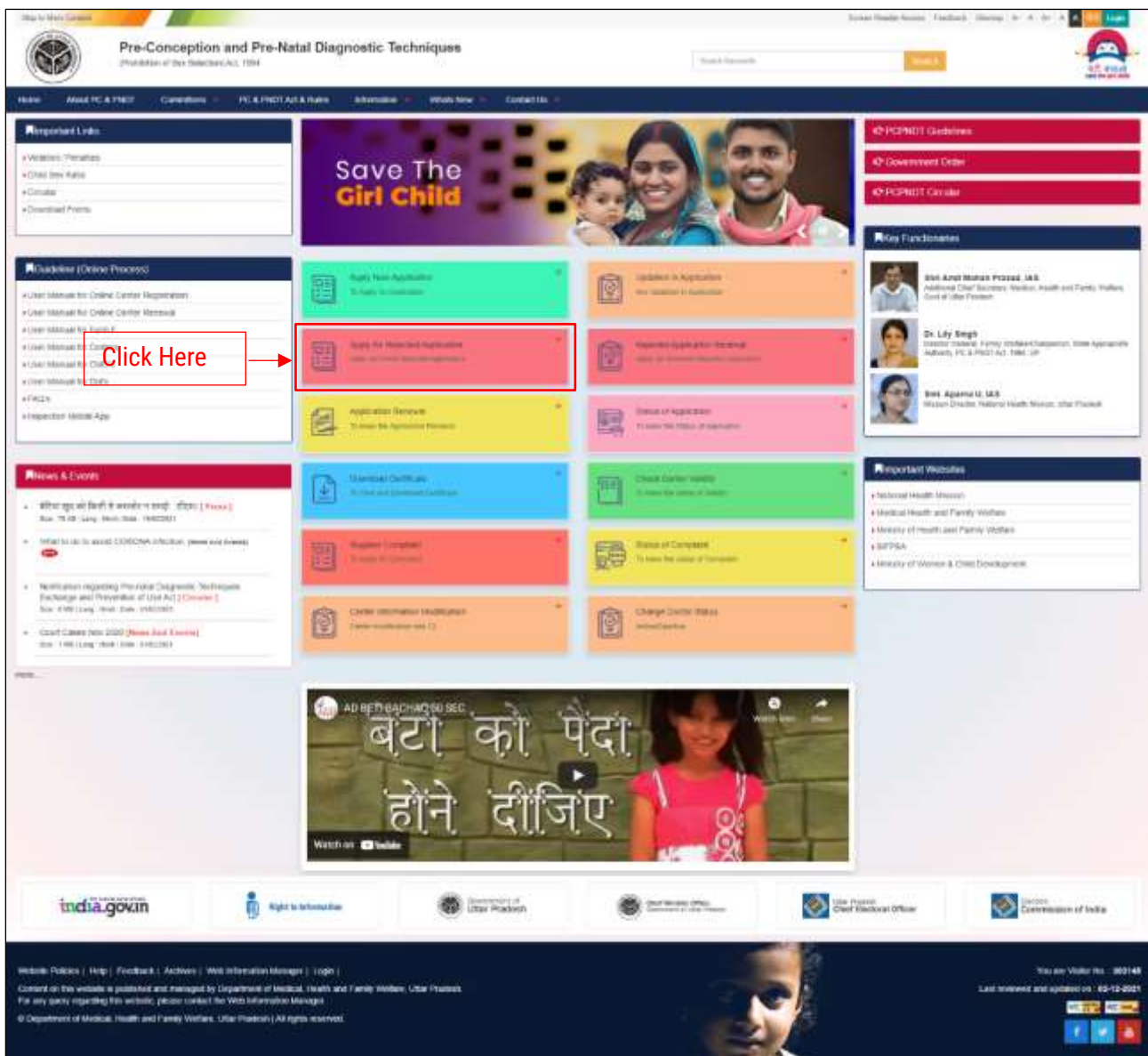
**Module-1**  
**Apply for Center Registration**  
(For Rejected Applications)

# Apply for Center Registration

(For Rejected Applications)

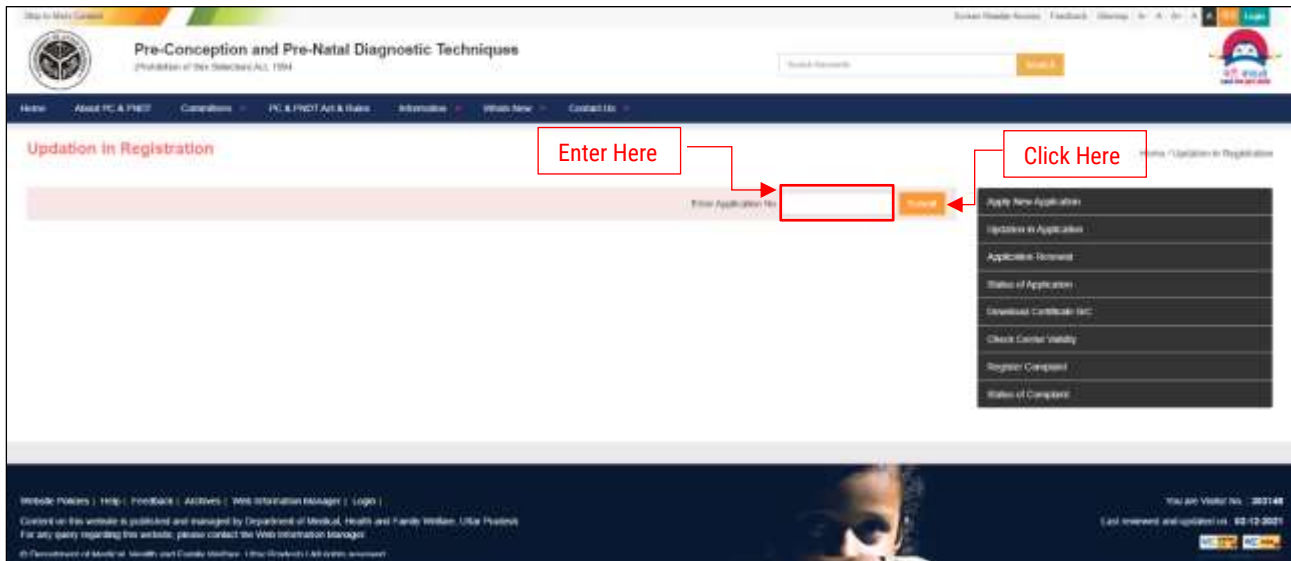
## Home Page

You have to go to URL [www.pyaribitiya.in/](http://www.pyaribitiya.in/) to access the features of Pre-Conception and Pre-Natal Diagnostic Techniques. The Home page will appear on the screen as shown below-

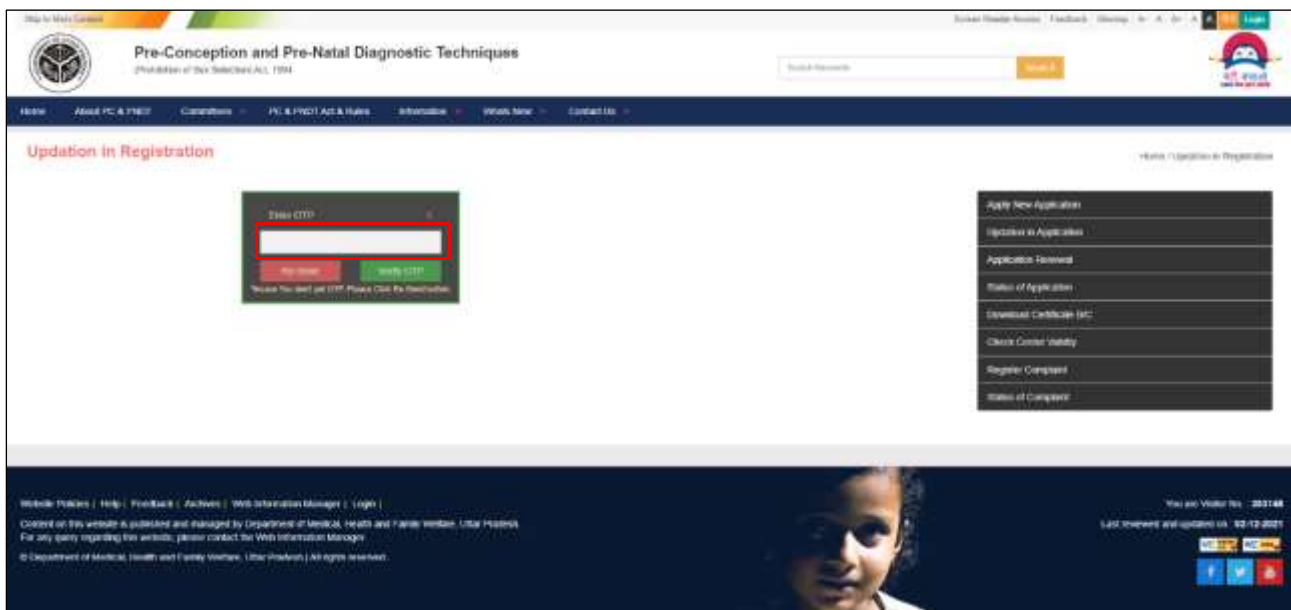




After clicking on **Apply for Rejected Application**, the below page will appear on your screen where you have enter your application no. -



After entering the 'Application Number', you have to click on **Submit** button. The next page will appear on your screen where you will be asked to enter OTP.



The OTP will be sent to your registered mobile number. Enter the OTP and then click on **Verify OTP** button.

If the entered OTP is verified, you will be redirected to the Center Renewal Registration (Form A). The page will appear on your screen as shown below-

## Step-1

Center Renewal Registration (Form A)

General Guidelines User Manual

Fill old form

1 Basic Information 2 Additional Information 3 Doctor's Details 4 Equipment's Details 5 Payment Details

Applicant Email \* neturkumar@gmail.com

Applicant Mobile \* 9453573706

Centre Name \* Tarun Diagnostic Center

Centre Address \* Dikshya Plaza, 7-A, VSI Marg

Reason for Rejection \* Name

Rejection \* Steps Taken for Solution

Next

All the previously filled details about your centre will be shown here. Enter the details and then click on **Next** button.

## Step-2

Center Renewal Registration (Form A)

General Guidelines User Manual

Fill old form

1 Basic Information 2 Additional Information 3 Doctor's Details 4 Equipment's Details 5 Payment Details

Type of Center Joint Centre

Type of Joint Centre Genetic Counselling Centre, Genetic Laboratory, Genetic Clinic, Ultrasound /Imaging/DiAG, IVF/Other Centre

Type of Ownership Of Organisation Individual Ownership

Type of Institution Private Laboratory

Previous

Next

SUCCESS

After clicking on 'Next', you will be redirected to page-2 of the form. Here you have to view the details and then click on the **Next** button.

### Step-3

**Center Renewal Registration (Form A)**

1 Basic Information | 2 Additional Information | **3 Doctor's Details** | 4 Equipment's Details | 5 Payment Details

**Note:** To add the doctor, fill all the details of the doctor like name, qualification, attachment and then click on the **Save Doctor Details** Button

Doctor Name	Qualification	Status	Action
Asst PI	Laudientibus necesse est	Null	<a href="#">Edit</a> <a href="#">Delete</a>
Neuro Central	Ipsum ut tempore lect	Approved	<a href="#">Edit</a> <a href="#">Delete</a>
Harish Mishra	Et temporibus doloribus	Approved	<a href="#">Edit</a> <a href="#">Delete</a>
Jackson Behera	Adipisicing elit	Reject	<a href="#">Edit</a> <a href="#">Delete</a>
Asst Nurse/Practical	Off	Approved	<a href="#">Edit</a> <a href="#">Delete</a>
Demio doctor	Molest	Approved	<a href="#">Edit</a> <a href="#">Delete</a>

[Previous](#) [Add More Doctors](#) [Next](#)

Here, you can edit or add the doctors' details which are appointed at your Center. Edit/Add the doctors' details and then click on the **Next** button.

### Step-4

**Center Renewal Registration (Form A)**

1 Basic Information | 2 Additional Information | 3 Doctor's Details | **4 Equipment's Details** | 5 Payment Details

Equipment Name	Machine No.	Make	Model	Status	Machine Type	Action
Simon Gerry	Itaque dolore modi	Sequitur enim veritatis	Qui velit fugiat	--select one--	Fixed	<a href="#">Edit</a>
Waher Cleveland	Minus doloribus nisi	Ut ut voluptatem ver	Sapiente et autem et	Open	Fixed	<a href="#">Delete</a>

[Previous](#) [Add Equipment](#) [Next](#)

All the previously filled details about the equipments will be shown here. Here, you can edit or add the equipment and then click on the **Next** button.

## Step-5

After filling all the details. In order to submit the form, click on the **Finished and Submit** button. After submitting the application form. You will be redirected to the next page where you can print the application form.

CENTER RENEWAL DETAILS	
Created On 28/02/2022	
Ctrl+P (Press for Print)	
<b>Basic Information:</b>	
Control No:	109953
Application Number :	PCPNDT/Sec19/JUL21/897418
Registration No:	12336995
Centre Name :	Tarun diagnosis Center
Centre Address :	Dilusha Plaza, T-4, VS Marg
Applicant Name :	Tarun Kumar
Applicant Photo :	
Applicant Sign :	
Applicant Address :	application address (00)
Email :	tarunkumar@gmail.com
Contact Number :	9483673706
Apply Date :	28/02/2022
Center Type :	Joint Centre
Current Status	Pending
Type Of Joint Centre :	Genetic Counselling Centre,Genetic Laboratory,Genetic Clinic,Ultrasound/ImagingClinic,IVF/Other Centre
Type Of Ownership Of Organisation :	Individual Ownership
Uploaded Affidavit :	<a href="#">Download</a>
Other Organisation :	-
Type Of Institution :	Private Laboratory
Other institution :	-
Facility Available :	Ultrasound,Amniocentesis,Chorionic Villi Aspiration
Invasive :	Amniocentesis
Non-invasive :	-
Issue Date :	N/A
Validity Date :	N/A
<b>Bank Draft Detail:</b>	
Payment Type:	Draft
Bank Draft No:	BBN152638744



For any query -  
Contact at  
[support@margsoft.com](mailto:support@margsoft.com)



Prepared By :  
**MARGSOFT Technologies (P) Ltd.**

Head Office & Development Center  
17/1-A, Madan Mohan Malviya Marg,  
Lucknow-226001, UP, India

Reach us at: +91-9415408619  
[vivekgupta@margsoft.com](mailto:vivekgupta@margsoft.com)

[www.margsoft.com](http://www.margsoft.com)

Please keep this document for technical concern.